



Block 3 - Chicago

Find all the Patterns At FreeQuiltPatterns.Info

Globetrotting!

by Pat Sloan

website - <http://www.PatSloan.com>

Blog - <http://blog.patsloan.com>

Quilt Forum - <http://www.quiltmashup.com>

Facebook - <http://www.facebook.com/PatSloanQuiltFun>

©2014 Pat Sloan & Co. All rights reserved.

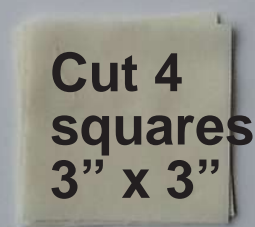
This page may only be copied and distributed in whole and must include this notice.



Cut 1 strip 2.5" x 6.5"



**Cut 2
squares
2.5" x 2.5"**



**Cut 4
squares
3" x 3"**



**Cut 4
squares
2.5" x 2.5"**



**Cut 4
squares
3" x 3"**



**Cut 8
squares
2.5" x 2.5"**

Cutting Directions Globetrotting!

by Pat Sloan

website - <http://www.PatSloan.com>

Blog - <http://blog.patsloan.com>

Quilt Forum - <http://www.quiltmashup.com>

Facebook - <http://www.facebook.com/PatSloanQuiltFun>

©2014 Pat Sloan & Co. All rights reserved.

This page may only be copied and distributed in whole and must include this notice.

Page 2





**Make
8 Half Square Triangle Units
with the navy and cream fabrics**

**Making Half Square
Triangle Units (HST)**

Trim to 2.5" x 2.5"

**See Globetrotting
Block 1 for how to
Make HST Units**

Globetrotting!

by Pat Sloan
website - <http://www.PatSloan.com>
Blog - <http://blog.patsloan.com>
Quilt Forum - <http://www.quiltmashup.com>
Facebook - <http://www.facebook.com/PatSloanQuiltFun>

©2014 Pat Sloan & Co. All rights reserved.
This page may only be copied and distributed in whole and must include this notice.




Piece The Block

-Following the
diagram, Sew
the block by
rows.

Finished size is
10.5" x 10.5
which includes
the seam allowance

See last page for
where the block will
be placed



Globetrotting!

by Pat Sloan

website - <http://www.PatSloan.com>

Blog - <http://blog.patsloan.com>

Quilt Forum - <http://www.quiltmashup.com>

Facebook - <http://www.facebook.com/PatSloanQuiltFun>

©2014 Pat Sloan & Co. All rights reserved.

This page may only be copied and distributed in whole and must include this notice.



Block 3 - Chicago

Find all the Patterns At FreeQuiltPatterns.Info

Globetrotting!

by Pat Sloan

website - <http://www.PatSloan.com>


Blog - <http://blog.patsloan.com>

Quilt Forum - <http://www.quiltmashup.com>

Facebook - <http://www.facebook.com/PatSloanQuiltFun>

©2014 Pat Sloan & Co. All rights reserved.

This page may only be copied and distributed in whole and must include this notice.



Cutting Directions

Globetrotting!

by Pat Sloan

website - <http://www.PatSloan.com>

Blog - <http://blog.patsloan.com>


Quilt Forum - <http://www.quiltmashup.com>

Facebook - <http://www.facebook.com/PatSloanQuiltFun>

©2014 Pat Sloan & Co. All rights reserved.

This page may only be copied and distributed in whole and must include this notice.





Block 2 - Venice Italy

Find all the Patterns At FreeQuiltPatterns.Info

Globetrotting!

by Pat Sloan

website - <http://www.PatSloan.com>

Blog - <http://blog.patsloan.com>

Quilt Forum - <http://www.quiltmashup.com>

Facebook - <http://www.facebook.com/PatSloanQuiltFun>

©2014 Pat Sloan & Co. All rights reserved.

This page may only be copied and distributed in whole and must include this notice.

