



Block 6 - St. Louis

Find all the Patterns At FreeQuiltPatterns.Info

Globetrotting!

by Pat Sloan

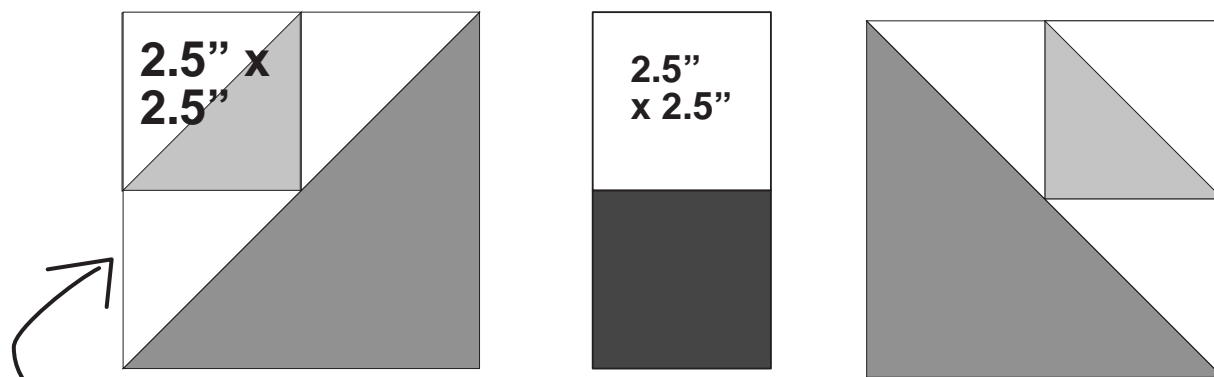
website - <http://www.PatSloan.com>

Blog - <http://blog.patsloan.com>

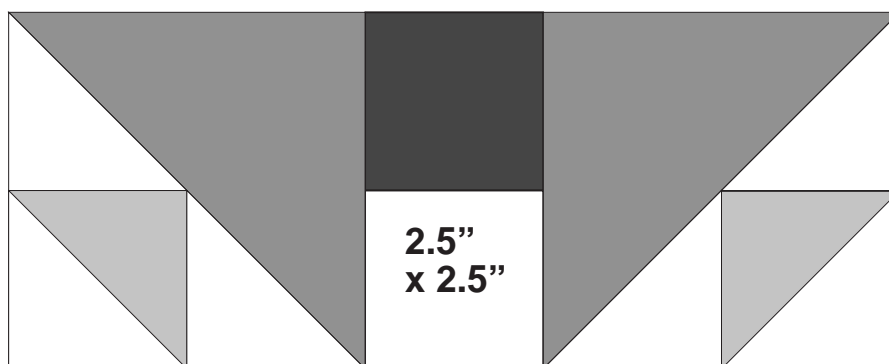
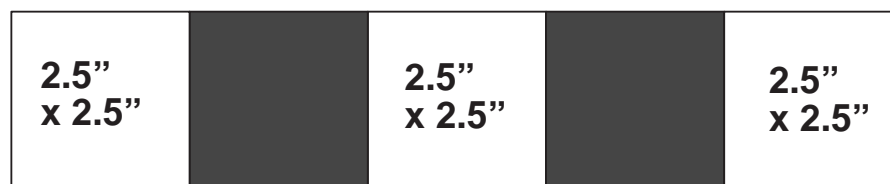
Quilt Forum - <http://www.quiltmashup.com>

Facebook - <http://www.facebook.com/PatSloanQuiltFun>





this unit is 4.5" x 4.5" with seam allowances



Cutting Diagram

10.5" x 10.5 with seam allowance

Following pages have step by step photo directions

Globetrotting!

by Pat Sloan

website - <http://www.PatSloan.com>

Blog - <http://blog.patsloan.com>

Quilt Forum - <http://www.quiltmashup.com>


Facebook - <http://www.facebook.com/PatSloanQuiltFun>

©2014 Pat Sloan & Co. All rights reserved.

This page may only be copied and distributed in whole and must include this notice.



Cutting Directions



Globetrotting!

by Pat Sloan

website - <http://www.PatSloan.com>

Blog - <http://blog.patsloan.com>

Quilt Forum - <http://www.quiltmashup.com>

Facebook - <http://www.facebook.com/PatSloanQuiltFun>

©2014 Pat Sloan & Co. All rights reserved.

This page may only be copied and distributed in whole and must include this notice.

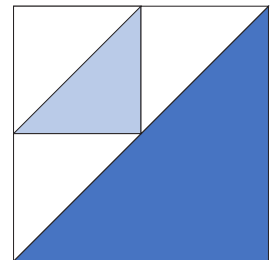


FREE *Quilt Patterns* .INFO



**Make 4 HST Units
with these blue and cream
fabrics -
Trim to 2.5" x 2.5"
See Globetrotting
Block 1 for how to
Make HST Units**

Piece 4 Corner blocks.



**1- Take the white 2 7/8" squares
and the blue 4 7/8" squares
cut these 2 fabrics
in half on the diagonal**



**2- Lay out the corner block
next to your machine to sew**

Globetrotting!

by Pat Sloan

website - <http://www.PatSloan.com>

Blog - <http://blog.patsloan.com>


Quilt Forum - <http://www.quiltmashup.com>

Facebook - <http://www.facebook.com/PatSloanQuiltFun>


©2014 Pat Sloan & Co. All rights reserved.

This page may only be copied and distributed in whole and must include this notice.





3-Sew one triangle to the HST



4-Press open



5-Sew the other triangle to the HST Unit



5-Press open

Globetrotting!

by Pat Sloan

website - <http://www.PatSloan.com>

Blog - <http://blog.patsloan.com>



Quilt Forum - <http://www.quiltmashup.com>

Facebook - <http://www.facebook.com/PatSloanQuiltFun>

©2014 Pat Sloan & Co. All rights reserved.

This page may only be copied and distributed in whole and must include this notice.

6- Put the 2 triangles together and sew on the diagonal



**7- Press open
Trim to 4.5" x 4.5" by
placing the DIAGONAL on
your square ruler ON the
seam allowance like I
show on the left.**

Square up to 4.5" x 4.5"

Make 4 corner units

Globetrotting!

by Pat Sloan

website - <http://www.PatSloan.com>

Blog - <http://blog.patsloan.com>

Quilt Forum - <http://www.quiltmashup.com>

Facebook - <http://www.facebook.com/PatSloanQuiltFun>

©2014 Pat Sloan & Co. All rights reserved.



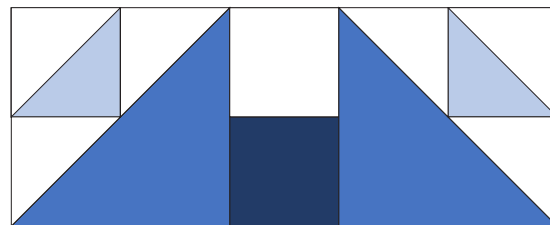
This page may only be copied and distributed in whole and must include this notice.

Piece The Block

**-Following the
diagram, Sew
the block by
rows.**

**Finished size is
10.5" x 10.5
which includes
the seam allowance**

**See last page for
where the block will
be placed**



Globetrotting!

by Pat Sloan

website - <http://www.PatSloan.com>

Blog - <http://blog.patsloan.com>

Quilt Forum - <http://www.quiltmashup.com>

Facebook - <http://www.facebook.com/PatSloanQuiltFun>

©2014 Pat Sloan & Co. All rights reserved.

This page may only be copied and distributed in whole and must include this notice.

Page 7





Block 6 - St. Louis

Find all the Patterns At FreeQuiltPatterns.Info

Globetrotting!

by Pat Sloan

website - <http://www.PatSloan.com>

Blog - <http://blog.patsloan.com>


Quilt Forum - <http://www.quiltmashup.com>

Facebook - <http://www.facebook.com/PatSloanQuiltFun>

©2014 Pat Sloan & Co. All rights reserved.

This page may only be copied and distributed in whole and must include this notice.

Cutting Directions



Globetrotting!

by Pat Sloan

website - <http://www.PatSloan.com>


Blog - <http://blog.patsloan.com>

Quilt Forum - <http://www.quiltmashup.com>

Facebook - <http://www.facebook.com/PatSloanQuiltFun>

©2014 Pat Sloan & Co. All rights reserved.

This page may only be copied and distributed in whole and must include this notice.



Block 6 - St. Louis

Find all the Patterns At FreeQuiltPatterns.Info

Globetrotting!

by Pat Sloan

website - <http://www.PatSloan.com>

Blog - <http://blog.patsloan.com>

Quilt Forum - <http://www.quiltmashup.com>

Facebook - <http://www.facebook.com/PatSloanQuiltFun>

©2014 Pat Sloan & Co. All rights reserved.
This page may only be copied and distributed in whole and must include this notice.

Page 10

