



2015 Vacation Time - Block 8 Salt Water Taffy inner border for BOTH Aqua and Navy

Hi I'm Designer, Author, Radio host **Pat Sloan**, thank you for joining me this year for my Mystery Quilt hosted by **FreeQuiltPatterns.info**! "**Vacation Time**" is a 10 month Mystery Block of the Month. A new block is released the beginning of each month from Jan to Sept to 2015. In October I will give you the setting!

Sign up for BOTH our newsletters at our websites.

www.FreeQuiltPatterns.info and mine **www.PatSloan.com**

Website PatSloan.com - Articles & Tutorials blog.PatSloan.com

Online Quilt Bee- www.QuiltMashup.com

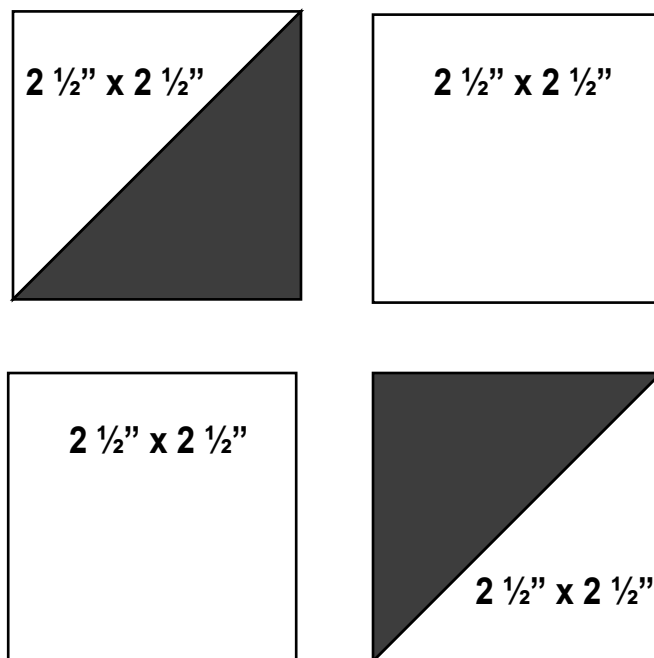
Facebook group - www.Facebook.com/PatSloanQuiltFun

Pat Sloan the voice of quilting™
www.patsloan.com

Block 8 (1)

Block Quick Sheet

Directions on following pages



Cutting Diagram

Step by Step Directions follow

Finished size is $4\frac{1}{2}'' \times 4\frac{1}{2}''$

which includes the seam allowance

2015 Vacation Time Block 8

Website PatSloan.com - Articles & Tutorials blog.PatSloan.com


Online Quilt Bee- www.QuiltMashup.com

Facebook group - www.Facebook.com/PatSloanQuiltFun


***FreeQuiltPatterns.info

Cutting Directions

Fabric #1




Cut 100 Squares
2.5" x 2.5"



Cut 50 Squares
3" x 3"

The Supply list
is it's OWN PDF


Fabric #3



Cut 50 Squares
3" x 3"

TIP

Tape a swatch
Of your fabrics
On this page!



2015 Vacation Time Block 8

Website PatSloan.com - Articles & Tutorials blog.PatSloan.com

Online Quilt Bee- www.QuiltMashup.com

Facebook group - www.Facebook.com/PatSloanQuiltFun


***FreeQuiltPatterns.info

Pat Sloan the voice of quilting™
www.patsloan.com


Block 8 (3)

Construction Directions

Use the Squares
3" x 3"





And the
3" x 3"



Make 100 HST blocks
Trimmed to 2 1/2" x 2 1/2"

Use the 2 HST at a time method from Block 3, Penny Arcade



Make 50 Salt Water Taffy units
Trimmed to 4 1/2" x 4 1/2"

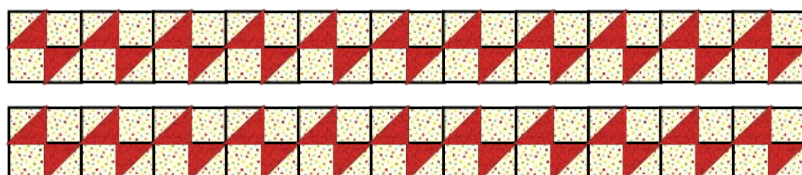

2015 Vacation Time Block 8

Website PatSloan.com - Articles & Tutorials blog.PatSloan.com
Online Quilt Bee- www.QuiltMashup.com
Facebook group - www.Facebook.com/PatSloanQuiltFun
***FreeQuiltPatterns.info


Pat Sloan the voice of quilting™
www.patsloan.com

Block 8 (4)

Assemble



Sew 11 Salt Water Taffy blocks together
Make 2 inner borders for the top and bottom



Sew 14 Salt Water Taffy blocks together
Make 2 inner borders for the sides


2015 Vacation Time Block 8

Website PatSloan.com - Articles & Tutorials blog.PatSloan.com

Online Quilt Bee- www.QuiltMashup.com

Facebook group - www.Facebook.com/PatSloanQuiltFun

***FreeQuiltPatterns.info



2015 Vacation Time 1-8

Finished Size 64" x 68"

Website PatSloan.com - Articles & Tutorials blog.PatSloan.com
Online Quilt Bee- www.QuiltMashup.com
Facebook group - www.Facebook.com/PatSloanQuiltFun
***FreeQuiltPatterns.info

Pat Sloan the voice of quilting™
www.patsloan.com

Block 8 (6)