

FREE *Quilt Patterns*



Halifax Public Gardens, Canada - Block 6 *2016 My Secret Garden 'Colorway 1'* *Pat Sloan's Free Mystery Club Supply list*

Hi I'm Designer, Author, Radio host **Pat Sloan**, thank you for joining me this year for my Mystery Quilt hosted by **FreeQuiltPatterns.info**!

Sign up for BOTH our newsletters at our websites.

www.FreeQuiltPatterns.info and mine **www.PatSloan.com**

Website PatSloan.com - Articles & Tutorials blog.PatSloan.com

Facebook Classroom - facebook.com/groups/QuiltWithPatSloan/

***FreeQuiltPatterns.info

Pat Sloan the voice of quilting™
www.patsloan.com

(1)

Colorway #1 Cutting Directions



Fabric #4

Cut
- 4 squares 5" x 5"
for HST
- 4 squares 4 ½" x 4 ½"



Fabric #5

Cut
- 4 squares 3" x 3"
for HST
- 4 squares 2 ½" x 2 ½"



Fabric #10

Cut
- 1 square 4 ½" x 4 ½"



Fabric #12

Cut
- 4 squares 3" x 3"
for HST



Fabric #16

Cut
- 4 squares 5" x 5"
for HST

The Full Supply list
is it's OWN PDF
To Download


WATCH MY VIDEO

At the Secret Garden download Page
for tips on working with Plaid Fabric
Be sure to watch the prior videos too!


2016 My Secret Garden - Block 6

Unit Tutorials

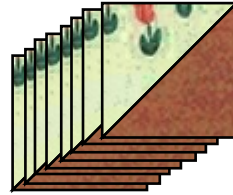
Step 1



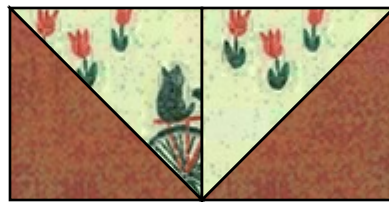


- Using the 5" squares,
Make 8 Half Square Triangle (HST) units
Directions for HST units on the next page
- Each HST unit is trimmed to a 4 1/2" square



Step 2



- Using the 3" squares,
Make 8 Half Square Triangle (HST) units
Directions for HST units on the next page
- Each HST unit is trimmed to a 2 1/2" square



Step 3

- Using the 4 1/2" HST sew 2 together
- Make 4 units that measure 4 1/2" x 8 1/2"


Step 4

- Using the 2 1/2" HST sew 2 together
- Make 4 units that measure 2 1/2" x 4 1/2"

2016 *My Secret Garden* - Block 6

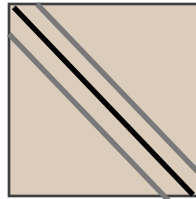
Sewing the Units Directions

NOTE- For other ways to make HST units, see my book
“Pat Sloan’s Teach Me to Sew Triangles”



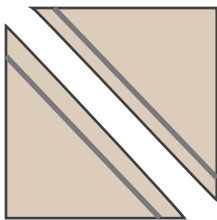
Step 1

- Draw a line on the back
of all the light squares



Step 2


- Layer the dark and light square
- Sew a $\frac{1}{4}$ " seam on both
Sides of the drawn line



Step 3

Cut on the drawn
Line for 2 HST

Step 4

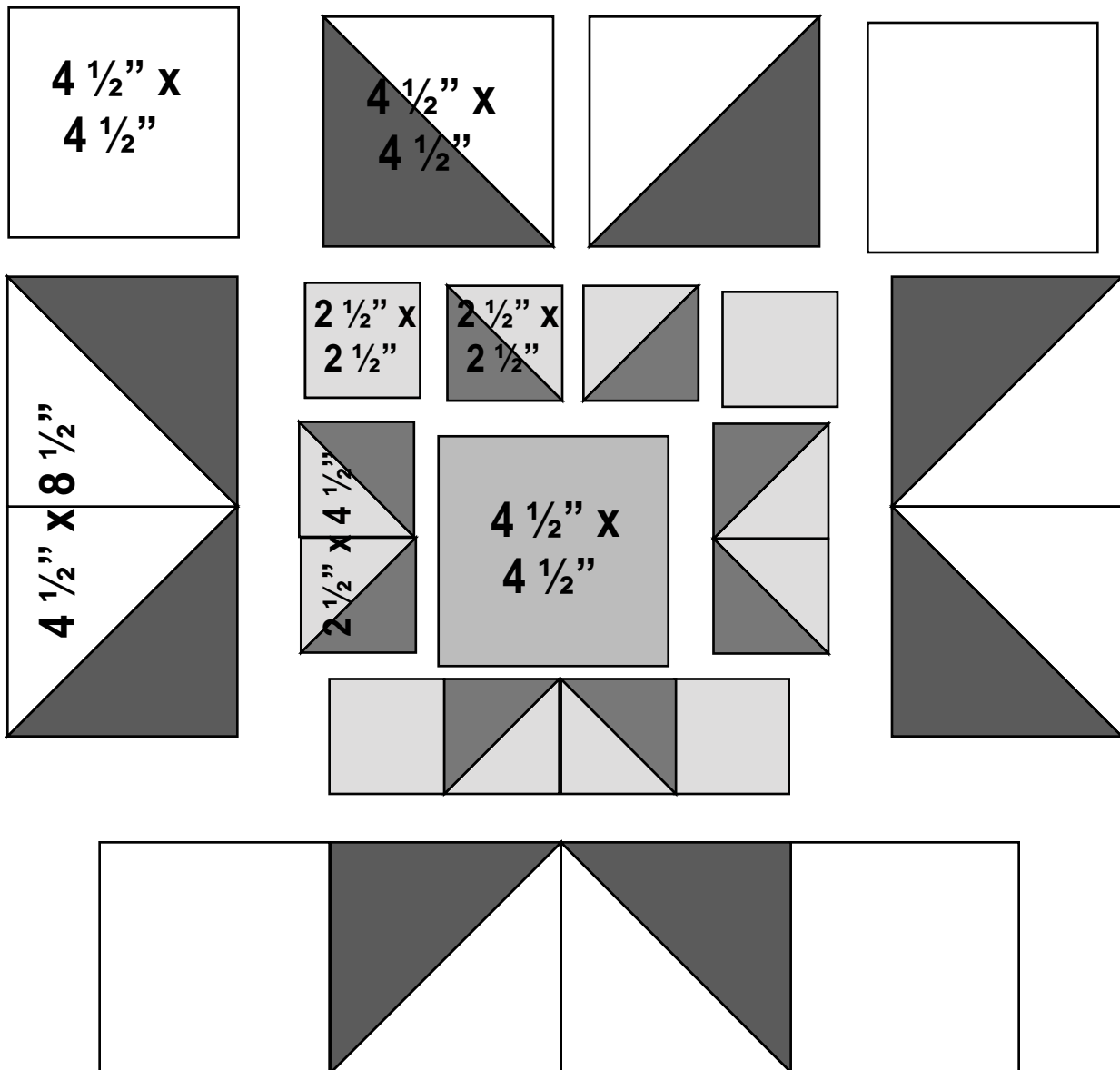


-Trim squares to correct size
using a square ruler with
a diagonal line placed on the
Seam.

See my Book
“Pat Sloan’s Teach Me to
Sew Triangles”
For Step by Step photos

2016 *My Secret Garden* - Block 6

FREE *Quilt Patterns*



Unfinished size $16\frac{1}{2}'' \times 16\frac{1}{2}''$

2016 My Secret Garden

- Block 5

Website PatSloan.com - Articles & Tutorials blog.PatSloan.com
 Facebook Classroom - facebook.com/groups/QuiltWithPatSloan/
 ***FreeQuiltPatterns.info



Pat Sloan the voice of quilting™
www.patsloan.com (5)



Halifax Public Gardens, Canada - Block 6
2016 My Secret Garden 'Colorway 2'
Pat Sloan's Free Mystery Club Supply list

Colorway 2 - My Moda line "Hometown Girl" In stores Feb 2016

Sign up for BOTH our newsletters at our websites.

www.FreeQuiltPatterns.info and mine **www.PatSloan.com**

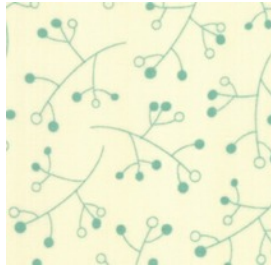
Website PatSloan.com - Articles & Tutorials blog.PatSloan.com

Facebook Classroom - facebook.com/groups/QuiltWithPatSloan/

***FreeQuiltPatterns.info

Pat Sloan the voice of quilting™
www.patsloan.com (6)

Colorway #2 Cutting Directions



Fabric #4

Cut


- 4 squares 5" x 5" for HST
- 4 squares 4 ½" x 4 ½"



Fabric #16

Cut

- 4 squares 3" x 3" for HST
- 4 squares 2 ½" x 2 ½"



Fabric #13

Cut

- 1 square 4 ½" x 4 ½"



Fabric #12

Cut

- 4 squares 3" x 3" for HST



Fabric #14

Cut

- 4 squares 5" x 5" for HST


The Full Supply list
is it's OWN PDF
To Download

WATCH MY VIDEO

At the Secret Garden download Page
for tips on working with Plaid Fabric
Be sure to watch the prior videos too!

2016 My Secret Garden - Block 6

FREE *Quilt Patterns*



2016 My Secret Garden

10 months - Finished Size 68" x 86"

Website PatSloan.com - Articles & Tutorials blog.PatSloan.com
 Facebook Classroom - facebook.com/groups/QuiltWithPatSloan/
 ***FreeQuiltPatterns.info

Pat Sloan the voice of quilting™
www.patsloan.com (8)