



Pat Sloan Free Mystery BOM
Block #8 - 'Space Named Foods'
'OUT OF THIS WORLD'

Hi I'm Designer, Author, Radio host **Pat Sloan**. Thank you for joining me this year for my Mystery Quilt hosted by **FreeQuiltPatterns.info!**

Sign up for BOTH our newsletters at
www.FreeQuiltPatterns.info
www.PatSloan.com

'OUT OF THIS WORLD'

Cutting Directions



5

Aqua Stars


- 2 rectangles 2.5" x 6.5"
- 2 rectangles 2.5" x 4.5"



13

Gray Background

- 4 squares 4.5" x 4.5"
- 8 squares 2.5" x 2.5"



14

Constellations

- 2 rectangles 2.5" x 6.5"
- 2 rectangles 2.5" x 4.5"

Block 8

Website PatSloan.com - Articles & Tutorials blog.PatSloan.com
Facebook Classroom - Facebook.com/PatSloanQuiltFun
***FreeQuiltPatterns.info

FREE *Quilt Patterns*

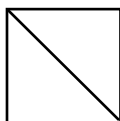
Pat Sloan the voice of quilting™
www.patsloan.com (2)

'OUT OF THIS WORLD'

Directions

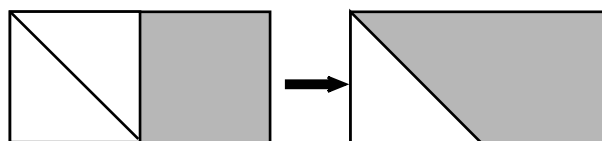
Sew and Flip star points

- 1) Draw a diagonal line on each 2.5" gray background square
Make 8

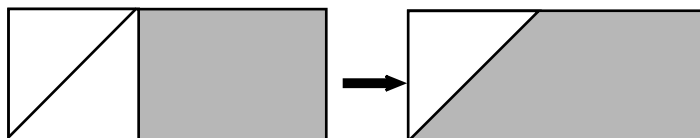


- 2) a) Following the diagram, Place a gray background square on 2.5" x 4.5" Aqua rectangle
b) Sew on the line.
c) Flip over and press, check the back to be sure it matches up to the rectangle
d) Trim away the excess corner fabric behind the triangle. Leave a 1/4" seam.

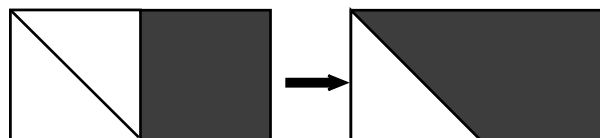
Make 2 Measures 2.5" x 4.5"



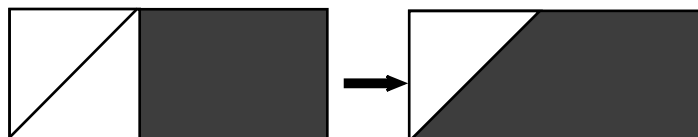
- 3) Following the diagram NOTE DIRECTION, repeat step 2 for the 2.5" x 6.5" Aqua rectangle
Make 2
Measures 2.5" x 6.5"



- 4) Following the diagram, repeat step 2 for the 2.5" x 4.5" Constellations rectangle
Make 2
Measures 2.5" x 4.5"



- 5) Following the diagram, repeat step 2 for the 2.5" x 6.5" Constellations rectangle
Make 2
Measures 2.5" x 6.5"



Block 8

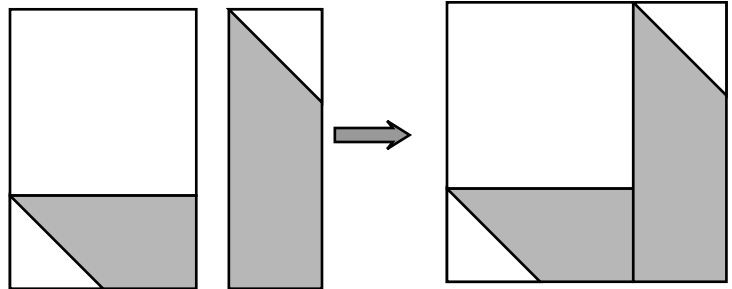
'OUT OF THIS WORLD'

Assemble

6) Following the diagram sew the Aqua Strips and the gray background square together

Make 2

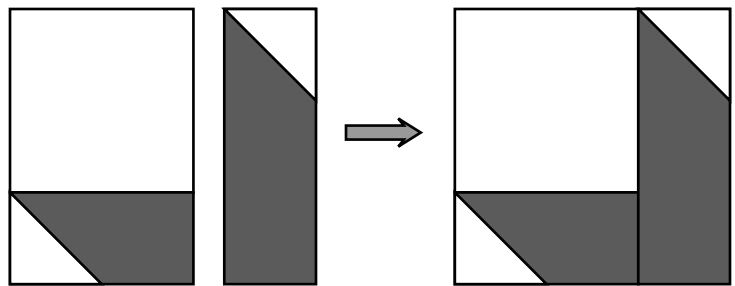
Measures 6.5" x 6.5"



7) Following the diagram sew The Constellations strips and the gray background square together

Make 2

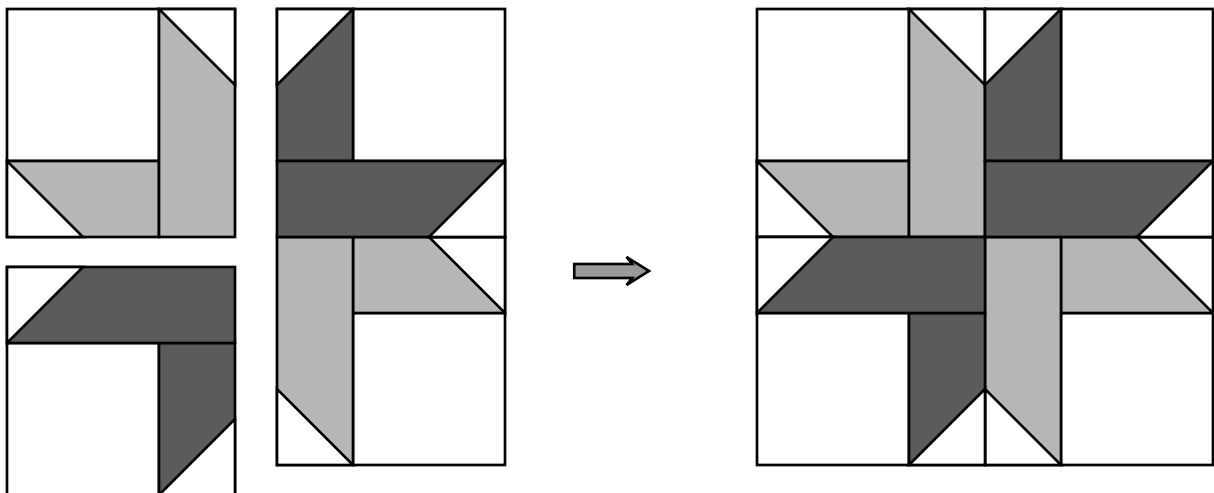
Measures 6.5" x 6.5"



8) Following the diagram sew the block

Make 1,

measures 12 1/2" x 12 1/2"



Block 8

Website PatSloan.com - Articles & Tutorials blog.PatSloan.com

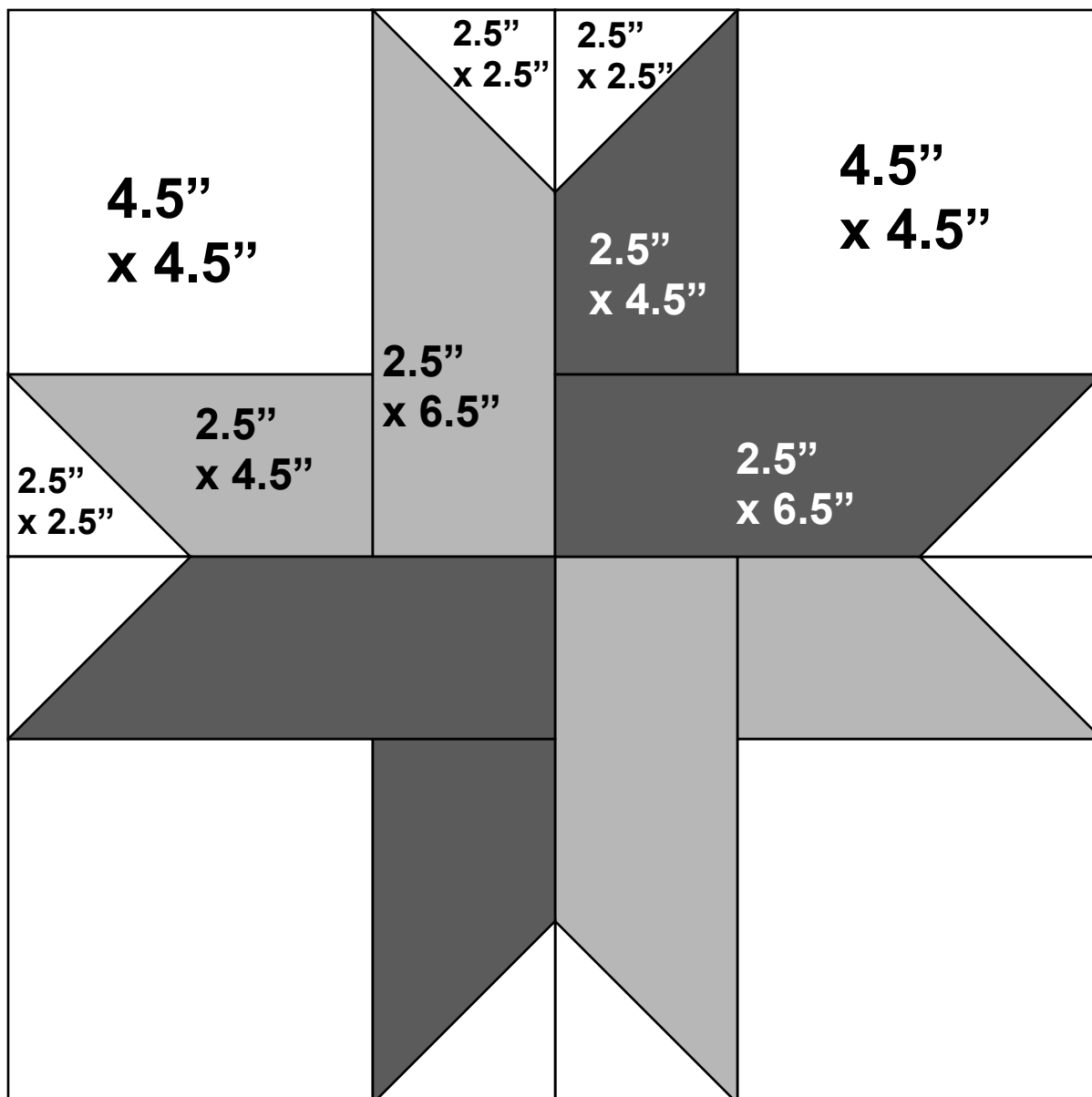
Facebook Classroom - [Facebook.com/PatSloanQuiltFun](https://www.facebook.com/PatSloanQuiltFun)

***FreeQuiltPatterns.info

FREE *Quilt Patterns*
Pat Sloan the voice of quilting™
www.patsloan.com (4)

'OUT OF THIS WORLD'

Block #8 Cut Sizes



Trim Block to 12.5" x 12.5"

Finished Size 12" in the quilt

FREE *Quilt Patterns*

Website PatSloan.com - Articles & Tutorials blog.PatSloan.com

Facebook Classroom - [Facebook.com/PatSloanQuiltFun](https://www.facebook.com/PatSloanQuiltFun)

***FreeQuiltPatterns.info

Pat Sloan the voice of quilting™
www.patsloan.com (5)